

Online Access Information

Thank you for signing up for Abbey Credit Union Online/Mobile Banking!

Abbey@Home is Abbey Credit Union's Internet Banking online access service, where you can conduct transactions from the convenience of your computer or mobile. You can log on to your account from your home, office, or on the road to check account balances, transactions, loan payments, and so much more!


1 Go to the Website: www.abbeycu.com

2 Click on: LOG IN  

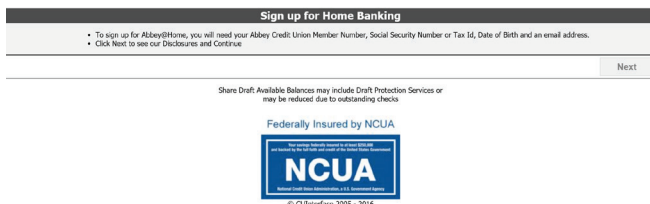
3 Enter the username that we assigned you above (remember that this is case sensitive)

If one is not assigned. Click "Login" with Username left blank

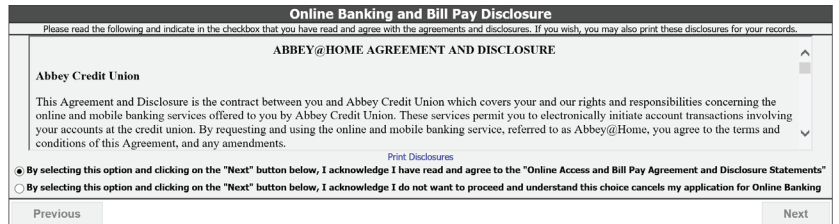
4 A screen showing your user name will appear again and you will press the sign-in button or CLICK ON the blue line "[Enroll Abbey@Home](#)"




5 Sign up for home banking, CLICK NEXT. If this is your first time on a new device, it may ask you to verify the last four digits of your social security.



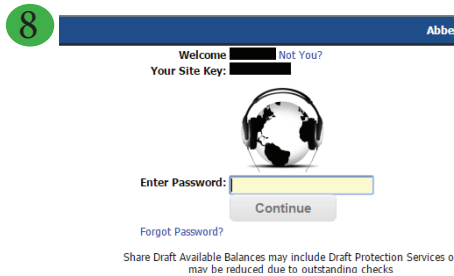
6 You will need to agree to the terms and conditions. ACCEPT THE ONLINE BANKING & BILL PAY DISCLOSURE click NEXT



Share Draft Available Balances may include Draft Protection Services or may be reduced due to outstanding checks



7 USER SET UP



When logging on for the first time, it will ask you to choose a security photo and name it - after the first time, you will see the security photo above the prompt for the password

Enter your password as written above (also case sensitive)

You should be able to see all of your Abbey Credit Union accounts at this point. If you have any questions, feel free to call "Abbey's Member Service Center" at 937-898-7803.